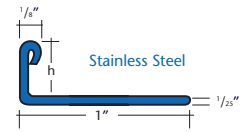
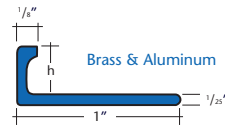




Blanke•Edge Protector Trim

(Brass • Aluminum • Stainless steel)



Blanke•Edge Protectors should be used where tile edges are not protected by grout joints and where an attractive and professional finish is desired. Use Blanke•Edge Protectors of metal to trim window sills, wall corners and floor transitions where the tile edges are exposed to impact.

Brass; natural; extruded; solid

Length 8.0 feet

Pack: 10 pieces

h/in.	h/mm	Part No.
1/8	3.0	300-300-03025
3/16	4.5	300-300-04525
1/4	6.0	358-300-06025
5/16	8.0	358-300-08025
3/8	10.0	300-300-10025
1/2	12.5	300-300-12525
19/32	15.0	300-300-15025
3/4	18.5	300-300-18525
7/8	22.0	300-300-22025
1	25.0	300-300-25025
1 3/16	30.0	300-300-30025

Brass; chrome plated; extruded

Length 8.0 feet

Pack: 1 piece

h/in.	h/mm	Part No.
1/4	6.0	358-340-06025
5/16	8.0	358-340-08025
3/8	10.0	300-340-10025
1/2	12.5	300-340-12525

Aluminum; natural; extruded

Length 8.0 feet

Pack: 10 pieces

h/in.	h/mm	Part No.
1/8	3.0	300-400-03025
3/16	4.5	300-400-04525
1/4	6.0	358-400-06025
5/16	8.0	358-400-08025
3/8	10.0	300-400-10025
1/2	12.5	300-400-12525
19/32	15.0	300-400-15025
3/4	18.5	300-400-18525
7/8	22.0	300-400-22025
1	25.0	300-400-25025
1 3/16	30.0	300-400-30025

Aluminum; satin silver anodized; extruded

Length 8.0 feet

Pack: 10 pieces

h/in.	h/mm	Part No.
1/8	3.0	300-410-03025
3/16	4.5	300-410-04525
1/4	6.0	358-410-06025
5/16	8.0	358-410-08025
3/8	10.0	300-410-10025
1/2	12.5	300-410-12525
19/32	15.0	300-410-15025
3/4	18.5	300-410-18525
7/8	22.0	300-410-22025
1	25.0	300-410-25025
1 3/16	30.0	300-410-30025

Aluminum; satin gold anodized; extruded

Length 8.0 feet

Pack: 10 pieces

h/in.	h/mm	Part No.
3/16	4.5	300-420-04525
1/4	6.0	358-420-06025
5/16	8.0	358-420-08025
3/8	10.0	300-420-10025
1/2	12.5	300-420-12525
19/32	15.0	300-420-15025

Aluminum; white PVC coated; extruded

Length 8.0 feet

Pack: 10 pieces

h/in.	h/mm	Part No.
3/16	4.5	300-450-04525
1/4	6.0	358-450-06025
5/16	8.0	358-450-08025
3/8	10.0	300-450-10025
1/2	12.5	300-450-12525
19/32	15.0	300-450-15025

Aluminum; shiny silver anodized; extruded

Length 8.0 feet

Pack: 10 pieces

h/in.	h/mm	Part No.
1/4	6.0	358-430-06025
5/16	8.0	358-430-08025
3/8	10.0	300-430-10025
1/2	12.5	300-430-12525

Aluminum; shiny gold anodized; extruded

Length 8.0 feet

Pack: 10 pieces

h/in.	h/mm	Part No.
1/4	6.0	358-480-06025
5/16	8.0	358-480-08025
3/8	10.0	300-480-10025
1/2	12.5	300-480-12525

Aluminum; black PVC coated; extruded		
Length 8.0 feet		
h/in.	h/mm	Part No.
1/4	6.0	358-456-06025
5/16	8.0	358-456-08025
3/8	10.0	300-456-10025
1/2	12.5	300-456-12525

Aluminum; champagne anodized; extruded		
Length 8.0 feet		
h/in.	h/mm	Part No.
5/16	8.0	358-4CP-08025
3/8	10.0	300-4CP-10025
1/2	12.5	300-4CP-12525

Aluminum; anodized black matte		
Length 8.0 feet		
h/in.	h/mm	Part No.
5/16	8.0	358-416-08025AM
3/8	10.0	300-416-10025AM
1/2	12.5	300-416-12525AM

Aluminum; titanium anodized; extruded		
Length 8.0 feet		
h/in.	h/mm	Part No.
5/16	8.0	358-4TI-08025
3/8	10.0	300-4TI-10025
1/2	12.5	300-4TI-12525

Stainless steel; rust-resistant; 1.4301		
Length 8.0 feet		
h/in.	h/mm	Part No.
1/8	3.0	300-280-03025
3/16	4.5	300-280-04525
1/4	6.0	300-280-06025
5/16	8.0	300-280-08025
3/8	10.0	300-280-10025
7/16	11.0	300-280-11025 NEW
1/2	12.5	300-280-12525
19/32	15.0	300-280-15025
3/4	18.5	300-280-18525
7/8	22.0	300-280-22025

Stainless steel; polished; rust-resistant; 1.4301		
Length 8.0 feet		
h/in.	h/mm	Part No.
1/8	3.0	300-286-03025
3/16	4.5	300-286-04525
1/4	6.0	300-286-06025
5/16	8.0	300-286-08025
3/8	10.0	300-286-10025
1/2	12.5	300-286-12525
19/32	15.0	300-286-15025
3/4	18.5	300-286-18525
7/8	22.0	300-286-22025

Shipped with protective foil.

Stainless steel; acid-resistant; 1.4571		
Length 8.0 feet		
h/in.	h/mm	Part No.
1/4	6.0	300-285-06025
5/16	8.0	300-285-08025
3/8	10.0	300-285-10025
1/2	12.5	300-285-12525
19/32	15.0	300-285-15025

Material (1.4571)

ADVICE

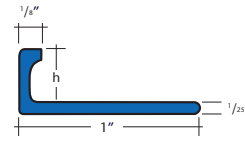

- The corresponding bending tool Blanke•Da Bender for our edge protector trims is featured on page 70. Brass, aluminum and stainless steel in the length of 8.0 feet can be delivered with an extra cut in the setting leg for bending. The part number for the Bend-Ease profiles is the part number for the standard profile with an "S" at the end.


Notes on the use of materials:

Brass, aluminum (natural), aluminum (anodized, gold), aluminum PVC coated and stainless steel are featured on page 75.

Blanke•Edge Protector Trim

(PVC)



The Blanke•Edge Protectors (PVC) provide a durable and attractive finish for wall and counter top tile application. The plastic Blanke•Edge Protectors maintain excellent surface quality and are not affected by most cleaning methods, weather, or UV rays. The 100% virgin plastic construction ensures consistency of color.

PVC; white		
Length 8.0 feet		
h/in.	h/mm	Part No.
1/4	6.0	300-501-6025
5/16	8.0	300-501-8025
3/8	10.0	300-501-1025
1/2	12.5	300-501-12525

PVC; jasmine		
Length 8.0 feet		
h/in.	h/mm	Part No.
1/4	6.0	300-5011-6025
5/16	8.0	300-5011-8025
3/8	10.0	300-5011-1025
1/2	12.5	300-5011-12525

PVC; grey		
Length 8.0 feet		
h/in.	h/mm	Part No.
1/4	6.0	300-509-6025
5/16	8.0	300-509-8025
3/8	10.0	300-509-1025
1/2	12.5	300-509-12525

PVC; silver grey		
Length 8.0 feet		
h/in.	h/mm	Part No.
1/4	6.0	300-5092-6025
5/16	8.0	300-5092-8025
3/8	10.0	300-5092-1025
1/2	12.5	300-5092-12525

PVC; manhattan grey		
Length 8.0 feet		
h/in.	h/mm	Part No.
1/4	6.0	300-5091-6025
5/16	8.0	300-5091-8025
3/8	10.0	300-5091-1025
1/2	12.5	300-5091-12525

PVC; bahama beige		
Length 8.0 feet		
h/in.	h/mm	Part No.
1/4	6.0	300-5071-6025
5/16	8.0	300-5071-8025
3/8	10.0	300-5071-1025
1/2	12.5	300-5071-12525

PVC; caramel		
Length 8.0 feet		
h/in.	h/mm	Part No.
1/4	6.0	300-5073-6025
5/16	8.0	300-5073-8025
3/8	10.0	300-5073-1025
1/2	12.5	300-5073-12525

PVC; brown		
Length 8.0 feet		
h/in.	h/mm	Part No.
1/4	6.0	300-508-6025
5/16	8.0	300-508-8025
3/8	10.0	300-508-1025
1/2	12.5	300-508-12525

PVC; dark red		
Length 8.0 feet		
h/in.	h/mm	Part No.
1/4	6.0	300-503-6025
5/16	8.0	300-503-8025
3/8	10.0	300-503-1025
1/2	12.5	300-503-12525

PVC; rose		
Length 8.0 feet		
h/in.	h/mm	Part No.
1/4	6.0	300-5031-6025
5/16	8.0	300-5031-8025
3/8	10.0	300-5031-1025
1/2	12.5	300-5031-12525

PVC; graphite black		
Length 8.0 feet		
h/in.	h/mm	Part No.
1/4	6.0	300-506-6025
5/16	8.0	300-506-8025
3/8	10.0	300-506-1025
1/2	12.5	300-506-12525

PVC; mint		
Length 8.0 feet		
h/in.	h/mm	Part No.
1/4	6.0	300-505-6025
5/16	8.0	300-505-8025
3/8	10.0	300-505-1025
1/2	12.5	300-505-12525