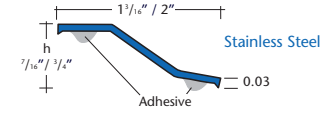
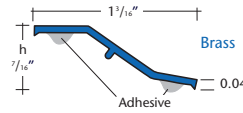


**Blanke•Self-Adhesive Transition Profile**

(Brass • Stainless steel)



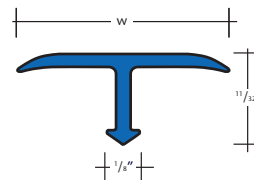
The Blanke•Self-Adhesive Transition Profile is easy to apply and adheres to many different surface types including ceramic, wood, vinyl and commercial grade carpet. Because the Blanke•Self-Adhesive Transition Profile goes in after both adjoining surfaces are installed, it is ideal for renovations where the ceramic tile is already in place.

Brass; extruded; polished		
<b>Length 8.0 feet</b>		
<i>Pack: 10 pieces</i>		
w/in.	w/mm	Part No.
1 <sup>3</sup> / <sub>16</sub>	30	434-330-030

Stainless steel; 1.4301		
<b>Length 8.0 feet</b>		
<i>Pack: 10 pieces</i>		
w/in.	w/mm	Part No.
1 <sup>3</sup> / <sub>16</sub>	30	434-280-030
2	50	434-280-050

**Blanke•T-Transition Profile (Joint Cover)**

(Brass • Aluminum)



This innovative profile is designed to provide an attractive transition between two flooring surfaces of the same height after both are already installed. The Blanke•T-Transition Profile is available in both highgrade aluminum and natural brass.

Brass; natural; extruded		
<b>Length 8.0 feet</b>		
<i>Pack: 5 pieces</i>		
w/in.	w/mm	Part No.
1 <sup>7</sup> / <sub>32</sub>	14.0	449-300-1425
3/4	20.0	449-300-2025

Brass; chrome plated; extruded		
<b>Length 8.0 feet</b>		
<i>Pack: 5 pieces</i>		
w/in.	w/mm	Part No.
1 <sup>7</sup> / <sub>32</sub>	14.0	449-340-1425
3/4	20.0	449-340-2025

Aluminum; natural; extruded		
<b>Length 8.0 feet</b>		
<i>Pack: 5 pieces</i>		
w/in.	w/mm	Part No.
1 <sup>7</sup> / <sub>32</sub>	14.0	449-400-1425
3/4	20.0	449-400-2025

Aluminum; satin silver; extruded		
<b>Length 8.0 feet</b>		
<i>Pack: 5 pieces</i>		
w/in.	w/mm	Part No.
1 <sup>7</sup> / <sub>32</sub>	14.0	449-410-1425
3/4	20.0	449-410-2025